

Sensor Controls

Description

The Warner Electric range of sensor controls are designed to aid the use of sensors in fulfilling applications by adding an extra dimension to a sensor's capability.

These controls act as a simple interface to allow the output signal of the sensor to be converted from a solid state transistor to a relay.

All controls offered have 110 VAC input voltage capability and, in the case of the MCS-149/814 'plug-in' modules are available with added timing and counting features. (see note 1 below)

All the MCS-680 Series controls are 'DIN-rail' mount, with the MCS 680-1 being the only control to offer a programmable timing circuit as standard. (see note 2 below)



Control Selection

Model Part Number	MCS-149/814 6210-448-003	MCS-680 7500-448-008	MCS-680-1 7500-448-009	MCS-680-3 651-2101-045
Function	1 x Input 1 x Output	1 x Input 1 x Output	1 x Input 1 x Output	1 x Input 1 x Output
Operating Voltage	120 VAC	120/240 VAC	120/240 VAC	120 VAC
DC Output	12V at 250 mA	12V at 90 mA	12V at 90 mA	10-20 VDC
Input Signal Accepted	NPN	NPN	NPN	NPN or PNP
Output Relay	MCS-814 7 Amp DPDT	MCS-850 5 Amp SPDT	MCS-850 5 Amp SPDT	1 x 10 A SPDT
Timing Functions	Optional (note 1)	N/A	integral (note 2)	N/A
Operating Temperature	-30°F to 140°F	-4°F to 140°F	-4°F to 140°F	-4°F to 140°F
Mounting	4 Mounting Holes	TS 35 DIN Screw Mount	TS 35 DIN Screw Mount	TS 35 DIN
NEMA Rating	NEMA 12	NEMA 1	NEMA 1	NEMA 1

MCS-149/814 (Note 1)

Plug-in Modules (Order Separately)

Timer Modules

Model	Part Number	Timing Range
MCS-836	7400-448-024	0.4 to 15 seconds
MCS-836-1	7400-448-029	1 to 30 seconds

Timing Functions (Programmable)

Delay Pull, Delay Drop, Dual Delay, One-Shot, One-Shot Drop, Delayed One-Shot, Delayed One-Shot Drop

Counter Modules

Model	Part Number	Switching Type
MCS-831	7400-448-019	1 to 99
MCS-832	7400-448-020	1 to 9999

Output Module (Supplied as Standard)

Model	Part Number	Switching Type
MCS-814	7410-448-008	DPDT 7 Amp

MCS-680-1 (Note 2)

Timer Functions (Integrated)

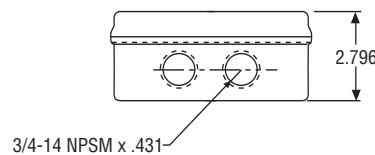
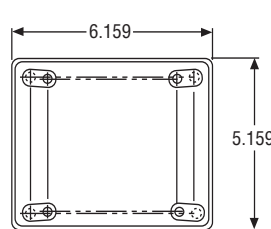
Delay Pull / Delay Drop / One Shot

Timing Range - 0.1 to 10 seconds

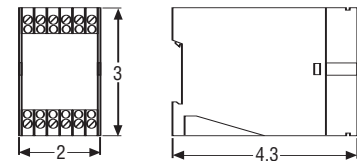
Output Relay (Supplied as Standard)

Model	Part Number	Switching Type
MCS-850	7150-101-016	SPDT 5 Amp

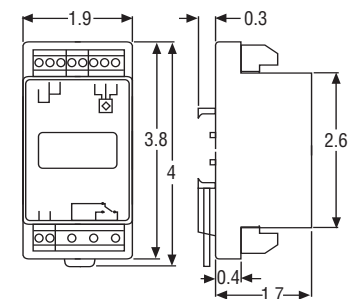
Mechanical Drawing (Dimensions are in inches)



MCS-149/814



MCS-680-1/2



MCS-680-3